



ELITE

SERIES





WELLNESS SPECIALIST SINCE 2005

Sunspa Benelux is a well-known name in the wellness industry
with nine locations in the Netherlands and Belgium.

ABOUT THE FOX ELITE SERIES

With a Fox Elite Series jacuzzi, you can enjoy ultimate luxury and comfort during your home wellness experience. Each Elite Series model is using the most innovative technologies.

All Fox Elite Series jacuzzis are built with the highest quality components and materials. Every model is equipped with the latest SPA touchscreen controls and special LED lighting in the waterfall, jets, and fountain. The extra massage pump ensures a perfect hydrotherapy experience in your Fox Elite Series spa.

For the ultimate relaxation, you can connect via WiFi or Bluetooth to enjoy your favorite music. The four full-range 60W waterproof speakers provide outstanding sound quality, delivering crisp highs and deep bass. Each Fox Elite Series spa also comes with a subwoofer and Bluetooth connectivity for seamless pairing with your music device.



CONTROL SYSTEM

All Fox Elite Series models are equipped with a Balboa control system, a leading brand in spa technology that continuously optimizes user-friendliness.

Balboa offers various pre-programmed settings to maximize efficiency while keeping energy consumption low. Additionally, the water filtration system can be customized to your preference, operating fully automatically for ease of use.



CABINET COLORS

The cabinet of all Fox Elite Series models is made from composite, a durable, weather-resistant, and low-maintenance material. Available colors include:



Palm Black



Ancient Gray

SHELL COLORS

The shell of all Fox Elite Series models is made from high-quality Aristech Acrylics. Below, you can find the available color options:




Silver
Marble



Pure
White



Gypsum



Odyssey

UNIQUE HYDROJET FEATURES

AIR JETS




These jets create thousands of tiny bubbles that make your body tingle

POINT JET



Point jets have a therapeutic effect, ideal for back, neck and shoulders

MINI JETS



The Mini Jets have a therapeutic effect, ideal for the back, neck and shoulders

MIRO JET



This nozzle produces a strong centrifugal jet, ideal for massaging feet and legs

DICO JET



This jet provides a good massage for the back and shoulders

ROTA JET



This nozzle produces a centrifugal jet that feels like a hand massage

JUMBO JET



Fast flowing water creates a powerful massage jet

MASSAGE JET



The principles of this jet provide a highly rotating massage

14 PORT MASSAGE JET



Adjustable pressure, deep massage, relaxation, and hydrotherapy benefits.

HYDROTHERAPY MASSAGE

Our Fox Elite Series models are specifically designed for hydrotherapy, featuring powerful massage jets and an additional massage pump for a deep and rejuvenating experience.

Each seating and lounge area is equipped with luxurious stainless steel LED-lit jets, strategically placed to target key pressure points such as the neck, back, shoulders, and feet. This helps improve blood circulation, boost metabolism, and relieve muscle and joint pain.

The massage not only relaxes your muscles, but the combination of warm water, weightlessness, and hydrotherapy jets creates an intense feeling of relaxation.



SPA TOUCH4 CONTROL SYSTEM



The Fox Elite Series jacuzzis feature the latest Spa Touch4 control system from Balboa®. This system ensures an intuitive and user-friendly operation with a clear and modern interface.

The Spa Touch4 is the first touchscreen control system for spas on the market. This allows you to easily and quickly adjust all spa functions with just a touch.


From filter cycles to pump control and LED lighting, everything can be adjusted effortlessly. The touchscreen is also specially designed for wet hands, allowing you to operate all settings directly from inside the spa.

SUBWOOFER SOUND SYSTEM

A Fox Elite Series jacuzzi takes enjoying music in your spa to a whole new level. The four full-range 60W waterproof speakers provide an exceptional audio experience, delivering crisp highs and deep bass sounds.

The system comes standard with an amplifier for extra power and a subwoofer to emphasize deep bass tones, ensuring unparalleled sound quality during your spa session.

You can connect via Bluetooth or WiFi to stream and play your favorite music directly from your phone or tablet.



POWERFUL FILTRATION SYSTEM



Thanks to a newly developed filtration system, your spa water is optimally purified. The open skimmers ensure a continuous water flow, allowing the filtration process to run smoothly and efficiently.

The twisted filter fins create a water vortex, accelerating the flow toward the filter. This results in faster filtration and cleaner water.

Cleaning the Fox Elite Series filters is also incredibly simple. The filters can be easily detached and rinsed, making maintenance effortless.

FOX ELITE SERIES PILLOWS



Made from high-quality, water-resistant materials, they stay comfortable and supportive even after prolonged use. The plush cushioning gently cradles your head, allowing you to fully unwind while enjoying the soothing warmth of your spa.

Whether you're indulging in a hydrotherapy massage or simply floating in bliss, these pillows enhance your wellness experience by relieving tension and promoting deep relaxation. With the Fox Elite Series pillows, every spa session becomes a luxurious retreat.

Sit back, relax, and enjoy pure comfort!

ULTIMATE RELAXATION, EVEN IN THE DARK

The Fox Elite Series jets are designed to provide an unmatched hydrotherapy experience, day or night. These powerful massage jets target key pressure points, relieving tension in your neck, back, and shoulders. Thanks to the built-in LED lighting, the jets create a mesmerizing glow, transforming your spa into a soothing oasis even in the dark. The gentle illumination enhances the ambiance, while the warm water and targeted massage improve circulation, muscle recovery, and relaxation. Whether you're unwinding after a long day or enjoying a night under the stars, the Fox Elite Series ensures a luxurious, therapeutic spa experience every time.







ULTIMATE CONTROL



The Fox Elite Series jacuzzis are designed for a perfect spa experience, thanks to the advanced Air Control and Water Diverter systems. These features allow you to effortlessly adjust the water flow and air pressure, creating a personalized hydrotherapy session. Whether you prefer a gentle, soothing massage or a powerful, deep-tissue treatment, you have full control over your relaxation.

Built with high-quality materials and precision engineering, these systems ensure consistent performance and durability. The smooth operation guarantees that every session delivers the perfect balance of air and water, providing the ultimate in luxury, comfort, and wellness.



-  **2 SEATS**
-  **2 LOUNGERS**
-  **825 LITER**
-  **49 JETS**
-  **160 x 213 x 77,5 CM**



Seating capacity 4 seats

Dimensions 160×213×77,5 cm

Acrylic shell Aristech (USA) / Lucite (USA)

Dry weight 280 kg (approx)

Filled weight 1105 kg (approx)

Total jets 49pcs (10 LED)

Pillow 2pcs

Power 220-240 V, 50Hz 16/32Amp

Control system Balboa

Touch pad Smart Touch

WiFi Yes

Heater 3KW

Circulation pump 250W

Pump 1 2HP

Pump 2 2HP

Blower 900W

Light 12V/12W

Water divert 1pc

Air regulator 3pcs

Aromatherapy 1pc

UV System Yes

Mini-LED light Yes

Waterfall 1pc (LED)

Cup holder 1pc (LED)

Water curtain No

Water fountain No

Cristal handrail No

Corner light 4pcs (LED)

Sound system iPod Ready / Bluetooth

Speaker 4pcs (LED)

Subwoofer 100W

Hard cover Yes

Easy step Yes

Filtration system Single-port skim Filter

Frame Pressured chemical-treated wood

Cabinet Ancient Gray / Palm Black

Isolation HD foam

Base ABS Vacuum Base

Barcelona ELT2000 CL



-  7 SEATS
-  0 LOUNGERS
-  987 LITER
-  55 JETS
-  200 x 200 x 83 CM



Seating capacity	7 seats	Aromatherapy	1pc
Dimensions	200×200×83 cm	UV System	Yes
Acrylic shell	Aristech (USA) / Lucite (USA)	Mini-LED light	Yes
Dry weight	325 kg (approx)	Waterfall	1pc (LED)
Filled weight	1312 kg (approx)	Cup holder	1pc (LED)
Total jets	55pcs (10 LED)	Water curtain	No
Pillow	3pcs	Water fountain	No
Power	220-240 V, 50Hz 16/32Amp	Cristal handrail	No
Control system	Balboa	Corner light	4pcs (LED)
Touch pad	Smart Touch	Sound system	iPod Ready / Bluetooth
WiFi	Yes	Speaker	4pcs (LED)
Heater	3KW	Subwoofer	100W
Circulation pump	250W	Hard cover	Yes
Pump 1	2,5HP	Easy step	Yes
Pump 2	2,5HP	Filtration system	Single-port skim Filter
Blower	900W	Frame	Pressured chemical-treated wood
Light	12V/12W	Cabinet	Ancient Gray / Palm Black
Water divert	1pc	Isolation	HD foam
Air regulator	3pcs	Base	ABS Vacuum Base



-  **5 SEATS**
-  **1 LOUNGER**
-  **1020 LITER**
-  **59 JETS**
-  **200 x 200 x 83 CM**



Seating capacity	6 seats	Aromatherapy	1pc
Dimensions	200x200x83 cm	UV System	Yes
Acrylic shell	Aristech (USA) / Lucite (USA)	Mini-LED light	Yes
Dry weight	325 kg (approx)	Waterfall	1pc (LED)
Filled weight	1345 kg (approx)	Cup holder	1pc (LED)
Total jets	59pcs (10 LED)	Water curtain	No
Pillow	3pcs	Water fountain	No
Power	220-240 V, 50Hz 16/32Amp	Cristal handrail	No
Control system	Balboa	Corner light	4pcs (LED)
Touch pad	Smart Touch	Sound system	iPod Ready / Bluetooth
WiFi	Yes	Speaker	4pcs (LED)
Heater	3KW	Subwoofer	100W
Circulation pump	250W	Hard cover	Yes
Pump 1	2,5HP	Easy step	Yes
Pump 2	2,5HP	Filtration system	Single-port skim Filter
Blower	900W	Frame	Pressured chemical-treated wood
Light	12V/12W	Cabinet	Ancient Gray / Palm Black
Water divert	1pc	Isolation	HD foam
Air regulator	3pcs	Base	ABS Vacuum Base

Granada ELT2000 2CL



-  **3 SEATS**
-  **2 LOUNGERS**
-  **1100 LITER**
-  **59 JETS**
-  **201 x 201 x 82 CM**



Seating capacity 5 seats

Dimensions 201x201x82 cm

Acrylic shell Aristech (USA) / Lucite (USA)

Dry weight 320 kg (approx)

Filled weight 1420 kg (approx)

Total jets 59pcs (10 LED)

Pillow 3pcs

Power 220-240 V, 50Hz 16/32Amp

Control system Balboa

Touch pad Smart Touch

WiFi Yes

Heater 3KW

Circulation pump 250W

Pump 1 2,5HP

Pump 2 2,5HP

Blower 900W

Light 12V/12W

Water divert 1pc

Air regulator 3pcs

Aromatherapy 1pc

UV System Yes

Mini-LED light Yes

Waterfall 1pc (LED)

Cup holder 1pc (LED)

Water curtain No

Water fountain No

Cristal handrail No

Corner light 4pcs (LED)

Sound system iPod Ready / Bluetooth

Speaker 4pcs (LED)

Subwoofer 100W

Hard cover Yes

Easy step Yes

Filtration system Single-port skim Filter

Frame Pressured chemical-treated wood

Cabinet Ancient Gray / Palm Black

Isolation HD foam

Base ABS Vacuum Base



-  **7 SEATS**
-  **0 LOUNGERS**
-  **1150 LITER**
-  **60 JETS**
-  **212 x 212 x 83 CM**



Seating capacity 7 seats

Dimensions 212x212x83 cm

Acrylic shell Aristech (USA) / Lucite (USA)

Dry weight 345 kg (approx)

Filled weight 1495 kg (approx)

Total jets 60pcs (10 LED)

Pillow 2pcs

Power 220-240 V, 50Hz 16/32Amp

Control system Balboa

Touch pad Smart Touch

WiFi Yes

Heater 3KW

Circulation pump 250W

Pump 1 3HP

Pump 2 3HP

Blower 900W

Light 12V/12W

Water divert 1pc

Air regulator 3pcs

Aromatherapy 1pc

UV System Yes

Mini-LED light Yes

Waterfall 1pc (LED)

Cup holder 1pc (LED)

Water curtain No

Water fountain No

Cristal handrail No

Corner light 4pcs (LED)

Sound system iPod Ready / Bluetooth

Speaker 4pcs (LED)

Subwoofer 100W

Hard cover Yes

Easy step Yes

Filtration system Double-port skim Filter

Frame Pressured chemical-treated wood



Cabinet Ancient Gray / Palm Black

Isolation HD foam

Base ABS Vacuum Base

Valencia ELT2100 1CL



-  **5 SEATS**
-  **1 LOUNGER**
-  **1225 LITER**
-  **60 JETS**
-  **212 x 212 x 83 CM**



Seating capacity 6 seats

Dimensions 212x212x83 cm

Acrylic shell Aristech (USA) / Lucite (USA)

Dry weight 360 kg (approx)

Filled weight 1585 kg (approx)

Total jets 60pcs (10 LED)

Pillow 3pcs

Power 220-240 V, 50Hz 16/32Amp

Control system Balboa

Touch pad Smart Touch

WiFi Yes

Heater 3KW

Circulation pump 250W

Pump 1 3HP

Pump 2 3HP

Blower 900W

Light 12V/12W

Water divert 2pcs

Air regulator 4pcs

Aromatherapy 1pc

UV System Yes

Mini-LED light Yes

Waterfall 1pc (LED)

Cup holder 1pc (LED)

Water curtain No

Water fountain No

Cristal handrail No

Corner light 4pcs (LED)

Sound system iPod Ready / Bluetooth

Speaker 4pcs (LED)

Subwoofer 100W

Hard cover Yes

Easy step Yes

Filtration system Double-port skim Filter

Frame Pressured chemical-treated wood





Cabinet Ancient Gray / Palm Black

Isolation HD foam

Base ABS Vacuum Base

Formentera ELT2100 2CL



-  **3 SEATS**
-  **2 LOUNGERS**
-  **1217 LITER**
-  **63 JETS**
-  **212 x 212 x 83 CM**



Seating capacity 5 seats

Dimensions 212x212x83 cm

Acrylic shell Aristech (USA) / Lucite (USA)

Dry weight 360 kg (approx)

Filled weight 1577 kg (approx)

Total jets 63pcs (10 LED)

Pillow 3pcs

Power 220-240 V, 50Hz 16/32Amp

Control system Balboa

Touch pad Smart Touch

WiFi Yes

Heater 3KW

Circulation pump 250W

Pump 1 3HP

Pump 2 3HP

Blower 900W

Light 12V/12W

Water divert 2pcs

Air regulator 4pcs

Aromatherapy 1pc

UV System Yes

Mini-LED light Yes

Waterfall 1pc (LED)

Cup holder 1pc (LED)

Water curtain No

Water fountain No

Cristal handrail No

Corner light 4pcs (LED)

Sound system iPod Ready / Bluetooth

Speaker 4pcs (LED)

Subwoofer 100W

Hard cover Yes

Easy step Yes

Filtration system Double-port skim Filter

Frame Pressured chemical-treated wood



Cabinet Ancient Gray / Palm Black

Isolation HD foam

Base ABS Vacuum Base

Palma ELT2600 CL



-  **7 SEATS**
-  **0 LOUNGERS**
-  **1565 LITER**
-  **72 JETS**
-  **227 x 227 x 86 CM**



Seating capacity 7 seats

Dimensions 227*227*86 cm

Acrylic shell Aristech (USA) / Lucite (USA)

Dry weight 405 kg (approx)

Filled weight 1970 kg (approx)

Total jets 72pcs (10 LED)

Pillow 3pcs

Power 220-240 V, 50Hz 16/32Amp

Control system Balboa

Touch pad Smart Touch

WiFi Yes

Heater 3KW

Circulation pump 250W

Pump 1 2,5HP

Pump 2 2,5HP

Pump 3 2,5HP

Blower 900W

Light 12V/12W

Water divert 2pcs

Air regulator 5pcs

Aromatherapy 1pc

UV System Yes

Mini-LED light Yes

Waterfall 1pc (LED)

Cup holder 1pc (LED)

Water curtain No

Water fountain No

Cristal handrail No

Corner light 4pcs (LED)

Sound system iPod Ready / Bluetooth

Speaker 4pcs (LED)

Subwoofer 100W

Hard cover Yes

Easy step Yes

Filtration system Double-port skim Filter

Frame Pressured chemical-treated wood

Cabinet Ancient Gray / Palm Black

Isolation HD foam

Base ABS Vacuum Base



-  **5 SEATS**
-  **1 LOUNGER**
-  **1500 LITER**
-  **72 JETS**
-  **227 x 227 x 87 CM**



Seating capacity 6 seats

Dimensions 227*227*87 cm

Acrylic shell Aristech (USA) / Lucite (USA)

Dry weight 395 kg (approx)

Filled weight 1895 kg (approx)

Total jets 72pcs (10 LED)

Pillow 3pcs

Power 220-240 V, 50Hz 16/32Amp

Control system Balboa

Touch pad Smart Touch

WiFi Yes

Heater 3KW

Circulation pump 250W

Pump 1 2,5HP

Pump 2 2,5HP

Pump 3 2,5HP

Blower 900W

Light 12V/12W

Water divert 1pc

Air regulator 4pcs

Aromatherapy 1pc

UV System Yes

Mini-LED light Yes

Waterfall 1pc (LED)

Cup holder 1pc (LED)

Water curtain No

Water fountain No

Cristal handrail No

Corner light 4pcs (LED)

Sound system iPod Ready / Bluetooth

Speaker 4pcs (LED)

Subwoofer 100W

Hard cover Yes

Easy step Yes

Filtration system Double-port skim Filter

Frame Pressured chemical-treated wood

Cabinet Ancient Gray / Palm Black

Isolation HD foam

Base ABS Vacuum Base



-  **4 SEATS**
-  **2 LOUNGERS**
-  **1470 LITER**
-  **79 JETS**
-  **227 x 227 x 87 CM**



Seating capacity 6 seats

Dimensions 227*227*87 cm

Acrylic shell Aristech (USA) / Lucite (USA)

Dry weight 400 kg (approx)

Filled weight 1870 kg (approx)

Total jets 79pcs (10 LED)

Pillow 3pcs

Power 220-240 V, 50Hz 16/32Amp

Control system Balboa

Touch pad Smart Touch

WiFi Yes

Heater 3KW

Circulation pump 250W

Pump 1 2,5HP

Pump 2 2,5HP

Pump 3 2,5HP

Blower 900W

Light 12V/12W

Water divert 1pc

Air regulator 4pcs

Aromatherapy 1pc

UV System Yes

Mini-LED light Yes

Waterfall 1pc (LED)

Cup holder 1pc (LED)

Water curtain No

Water fountain No

Cristal handrail No

Corner light 4pcs (LED)

Sound system iPod Ready / Bluetooth

Speaker 4pcs (LED)

Subwoofer 100W

Hard cover Yes

Easy step Yes


Filtration system Double-port skim Filter





Frame Pressured chemical-treated wood

Cabinet Ancient Gray / Palm Black

Isolation HD foam

Base ABS Vacuum Base



-  **8 SEATS**
-  **0 LOUNGERS**
-  **1616 LITER**
-  **80 JETS**
-  **234 x 234 x 89 CM**



Seating capacity 8 seats

Dimensions 234*234*89 cm

Acrylic shell Aristech (USA) / Lucite (USA)

Dry weight 435 kg (approx)

Filled weight 2051 kg (approx)

Total jets 80pcs (10 LED)

Pillow 3pcs

Power 220-240 V, 50Hz 16/32Amp

Control system Balboa

Touch pad Smart Touch

WiFi Yes

Heater 3KW

Circulation pump 250W

Pump 1 3HP

Pump 2 3HP

Pump 3 3HP

Blower 900W

Light 12V/12W

Water divert 1pc

Air regulator 4pcs

Aromatherapy 1pc

UV System Yes

Mini-LED light Yes

Waterfall 1pc (LED)

Cup holder 2pc (LED)

Water curtain No

Water fountain No

Cristal handrail No

Corner light 4pcs (LED)

Sound system iPod Ready / Bluetooth

Speaker 4pcs (LED)

Subwoofer 100W

Hard cover Yes

Easy step Yes


Filtration system Double-port skim Filter

Frame Pressured chemical-treated wood

Cabinet Ancient Gray / Palm Black

Isolation HD foam

Base ABS Vacuum Base



-  **4 SEATS**
-  **2 LOUNGERS**
-  **1660 LITER**
-  **81 JETS**
-  **234 x 234 x 88 CM**



Seating capacity 6 seats

Dimensions 234x234x88 cm

Acrylic shell Aristech (USA) / Lucite (USA)

Dry weight 440 kg (approx)

Filled weight 2100 kg (approx)

Total jets 81pcs (10 LED)

Pillow 2pcs

Power 220-240 V, 50Hz 16/32Amp

Control system Balboa

Touch pad Smart Touch

WiFi Yes

Heater 3KW

Circulation pump 250W

Pump 1 3HP

Pump 2 3HP

Pump 3 3HP

Blower 900W

Light 12V/12W

Water divert 2pcs

Air regulator 5pcs

Aromatherapy 1pc

UV System Yes

Mini-LED light Yes

Waterfall 1pc (LED)

Cup holder 1pc (LED)

Water curtain No

Water fountain No

Cristal handrail No

Corner light 4pcs (LED)

Sound system iPod Ready / Bluetooth

Speaker 4pcs (LED)

Subwoofer 100W

Hard cover Yes

Easy step Yes

Filtration system Double-port skim Filter

Frame Pressured chemical-treated wood

Cabinet Ancient Gray / Palm Black

Isolation HD foam

Base ABS Vacuum Base



EFFORTLESS RELAXATION



SUNSPA

ZORGELOOS GENIETEN

WWW.SUNSPABENELUX.NL / WWW.SUNSPABENELUX.BE

